

Skills Practice THROUGH Literature

FOLLOW UP ACTIVITIES

Earthy, the Beggar and Art.

Level
•
PEONY



Written and illustrated by Gavin Coates



Stanford House

SKILLS

- Details
- Picture Clues
- Picture Clues/Visualize
- Opinion/Conclusion
- Opinion/Analysis
- Context Clues
- Imaginative/Letter
- Letter Writing




Stanford House

Name:

Class:

No.

Date:



Answer these questions

Read the story again. Write down your answers to these questions.

1. What is shining on Earthy before Earthy comes to life?

2. How does Earthy describe 'the first place we're going'?

3. Who do the children meet in the first place they go to?

4. What does Earthy do three times before dropping the children into the second place they visit?

5. Who do the children meet in the second place they visit?

6. What does Art have in his garden?

7. What does Art say the earth has if we treat it right?

Tips

Read the questions and then read the story again.
Check the questions as you read through the story.



Details

Earthy, the Beggar and Art



Name:

Class:

No.

Date:



What are they saying?

Look at the pictures below. Write down what the beggar and Art are saying.



I don't like this place because



I like this place because

Tips

Look at the pictures.
Imagine what you
would say if you were
the person in the
picture.



Name: _____

Class: _____

No. _____

Date: _____



Look at Art's house

Look at this picture of Art's house. Fill in the blank spaces with the correct words.



The house has _____ walls. The window frames and doorframes are _____. On the roof is a black _____ and a _____ dish. A cat is walking in front of the _____. On the left side of the house is the _____ and the _____. In the garden behind the toilet are some _____ and _____ trees. In front of the house are three _____ and a _____. In the background, behind the trees are some _____.

papaya • white • table • red

greenhouse • chimney

satellite • chairs • windmills

shower • toilet • banana



Picture Clues / Visualize

Earthy, the Beggar and Art

Name: _____

Class: _____

No. _____

Date: _____



Who would you like to be?

Look through the story again. Decide which one of the characters below you would like to be.

Then ask your classmates who they would like to be.

Write down their names in the appropriate columns.

Earthy







The
beggar

Art

Joe

Alice

Art's cat

Tips

Ask your classmates:
"Which of these
characters would you
like to be?"

Which is the most popular character?

Opinion / Conclusion

Earthy, the Beggar and Art



Name: _____

Class: _____

No. _____

Date: _____



Interviews

Write down why you would like to be the character you chose in the previous activity 4. Then interview other classmates.

Write down why they would like to be the other characters.

_____ would like to be Earthy because

_____ would like to be the beggar because

_____ would like to be Art because

_____ would like to be Joe because

_____ would like to be Alice because

_____ would like to be Art's cat because

Tips

Ask your classmates:
"Why do you want to be that character?"



Opinion / Analysis

Earthy, the Beggar and Art

